

## Westmount School Motto


Effort Today, Excellence Tomorrow

## Westmount School Mission

Collaborating for diverse opportunities to excel as passionate learners.

## Westmount School Vision

Westmount School aspires to be an exemplary, powerful learning community committed to ensuring an inclusive, collaborative thinking culture.




# Westmount School

## Combined 3-Year Education Plan & Annual Education Results Report



2020 - 2023





## Message from the Principal

Over the past few years, our staff intentionally collaborate to meet student needs. As a result, we are seeing significant improvements in student achievement. Our focus is on creating a learning environment that is safe, caring, engaging and connected to the world beyond our school walls. We are proud to offer programming that meets individual student needs while building strong relationships. We regularly celebrate our learning and successes in the classroom and within the school through assemblies, Circle of Excellence and on our social media platforms. We intentionally share Westmount School's story via social media platforms such as Facebook and Instagram. Although this year is like no other, at Westmount School, we strive to create diverse, powerful opportunities for students to learn, connect and contribute.

*Cori Hampson, Principal*

## Introduction

We are deliberate in our efforts to live our school vision and mission as we strive to build connections to **Powerful Learning**. Enhanced student and staff learning emerge because of these intentional connections. We aim to cultivate a passion for learning in both the school and the **community** within an **inclusive, collaborative thinking culture**. Our staff, students, families and the community work together to support students in being **passionate learners** within our school, local community and beyond. We regularly celebrate our learning and successes at school and on our social media platforms – Facebook (@westmountschool), Instagram (westmountelementaryschool) and website (westmountelementary.com). This has become an effective method to share our story with families and the community.

## Accountability Statement

The *Annual Education Results Report* for Westmount School for the 2020 - 21 school year was prepared in accordance with requirements of Alberta Education and Golden Hills School Division. The school is committed to using the results in this report to improve achievement for students. Results are used to develop effective strategies for our *Three Year Education Plan* ensuring that all Westmount students acquire knowledge, skills and attitudes they need to be connected, responsible, caring and contributing members of society.



## Westmount Elementary School Council (WESC)

Westmount School has an active and effective School Council that meets bi-monthly throughout the school year. This partnership has resulted in increased opportunities for our students and has fostered a strong, positive relationship between families and our school. WESC has a voice in budgeting, school activities and programming. The relationship between Westmount School and WESC has been integral in building a sense of community.

## School Profile

Westmount School is a Kindergarten to Grade 6 school that has a current student population of just under 400. Our programming includes two full time kindergarten classes with the option for regular kindergarten embedded. This provides our families with the opportunity to choose the program that best meets their needs. Throughout Grades 1 to 6, we have either 2 or 3 classes at each grade level. Additionally, we have Music and Physical Education programs taught by specialists. Our Hockey Program, for interested Grade 5 and 6 students, has grown and would be in its 9th year. At this time, our hockey program is on hold due to Covid. Our Strive program serves children with varying educational challenges. Each of these students is provided with individualized programming to meet diverse academic, social and behavioural needs.



## Revenues and Expenditures

Our school enrollment has stayed relatively constant in the last 3 years which allows us to work with a comparable budget. The percentage of funds allocated to each category has also remained similar.

Our focus is on having as many trained staff as possible working alongside our students as they learn. We allot a considerable amount of our budget to the professional development of our staff as we recognize the importance of continued growth.

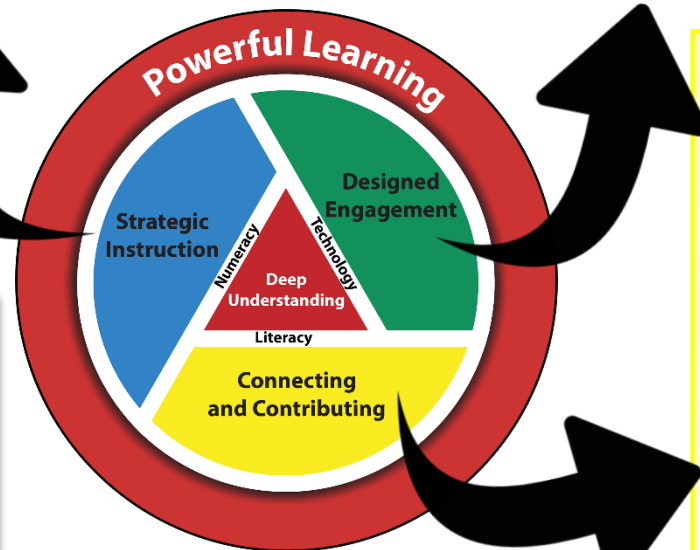
<b>Budgeted Operating Expenses for 2020 - 21</b>		
<b>Total Allocation: \$ 2,741,022.00</b>		<b>% of Budget</b>
Certified Staff	\$2,262,085	83%
Non-Certified Staff	\$129,682	5%
Supplies & Services	\$349,255	13%



- ✓ Critical Thinking & Creative Thinking embedded in lessons
- ✓ Daily 5 in many classrooms
- ✓ Guided Reading
- ✓ Literacy Success – providing differentiated instruction for grade 3 & 4 students
- ✓ Emerging Readers (Grades 1 & 2)
- ✓ Strive
- ✓ Consistent Numeracy programming throughout the grades
- ✓ Field Trips connected to curriculum

- ✓ Student Led Conferences
- ✓ Westmount Run Club
- ✓ School Sports – volleyball, basketball
- ✓ Genius Hour
- ✓ Hockey Program – Grades 5 & 6
- ✓ TOWN Project
- ✓ Choir
- ✓ Intramurals
- ✓ Collaborative Drama Production
- ✓ DIY Club
- ✓ Makerspace
- ✓ Sign Language Club
- ✓ Compost Club
- ✓ Garden Club

- ✓ Grade 6 Student Government/Chief & Council
- ✓ School-Wide Virtue Program
- ✓ Annual Food Drive
- ✓ Safety Patrols
- ✓ Soup for Soldiers
- ✓ Compost Club
- ✓ Christmas Marketplace
- ✓ Wonderful Works of Westmount
- ✓ Native Club
- ✓ Yearly Pow Wow
- ✓ Milk Program
- ✓ Kindness Club
- ✓ Christmas Concert







## Combined 2020 Accountability Pillar Overall Summary

Measure Category	Measure	Westmount School			Alberta			Measure Evaluation		
		Current Result	Prev Year Result	Prev 3 Year Average	Current Result	Prev Year Result	Prev 3 Year Average	Achievement	Improvement	Overall
Safe and Caring Schools	Safe and Caring	<b>91.7</b>	95.6	93.4	<b>89.4</b>	89.0	89.2	Very High	Maintained	Excellent
Student Learning Opportunities	Program of Studies	<b>89.8</b>	88.0	87.7	<b>82.4</b>	82.2	82.0	Very High	Maintained	Excellent
	Education Quality	<b>95.3</b>	94.1	94.3	<b>90.3</b>	90.2	90.1	Very High	Maintained	Excellent
Student Learning Achievement (Grades K-9)	PAT: Acceptable	<b>n/a</b>	77.1	72.3	<b>n/a</b>	73.8	73.6	n/a	n/a	n/a
	PAT: Excellence	<b>n/a</b>	16.4	13.2	<b>n/a</b>	20.6	20.0	n/a	n/a	n/a
	Work Preparation	<b>83.3</b>	80.8	79.3	<b>84.1</b>	83.0	82.7	High	Maintained	Good
	Citizenship	<b>89.3</b>	94.7	90.4	<b>83.3</b>	82.9	83.2	Very High	Maintained	Excellent
Parental Involvement	Parental Involvement	<b>92.0</b>	89.2	88.4	<b>81.8</b>	81.3	81.2	Very High	Maintained	Excellent
Continuous Improvement	School Improvement	<b>91.9</b>	89.7	91.4	<b>81.5</b>	81.0	80.9	Very High	Maintained	Excellent

Overall, we are pleased with our results and look forward to continued growth. Through intentional planning, connections to Powerful Learning and focus on our mission and vision, Westmount School provides students with opportunities to achieve academic, social and emotional success.





## #wonderfulwestmount

### #passionatelearners

- Critical and Creative Thinking Focus
- Foundational Literacy and Numeracy Focus
- Drama
- Choir
- Genius Hour
- Coding/Robotics
- Hockey Program for Grade 5 & 6 Students
- Alien In-Line Skating (Gr. 3 – 5)
- Extra-Curricular Sports (volleyball, basketball, run club)
- Intramurals
- Westmount Run Club
- Do It Yourself (DIY) Club
- Kindness Club
- Compost Club
- Gardening Club
- TOWN Project

### #collaboration

- Professional Learning Communities
- Buddies across grade levels
- Grade 4 Composting Program
- Hands-On Science Activities
- STEM Challenges
- Makerspace
- Intramurals
- Resource Team Process
- 3 on 3 Hockey League
- Drama Production
- Native Club

### #community

- Partnership with our School Council (WESC)
- House Leagues
- Hockey 3 on 3 League
- Wonderful Works of Westmount
- Safety Patrol Program
- Roots of Empathy
- Junior Achievement Program
- Circle of Excellence
- Christmas Marketplace
- Pitch-In Garbage Pick Up
- Toy Drive
- Food Drive
- Westmount Workout
- Letters to Veterans
- Christmas Concert
- Remembrance Day Service
- Parent and Community Volunteers
- Visits to Seniors Lodge
- Student-Led Conferences
- Collaborative Drama Production - Senior's Tea
- Volunteer Thank You Tea
- Kindness Club
- Guest Experts from our Community
- Christmas Cards for Seniors
- Monthly Spirit Days
- Student Government
- Westmount Chief & Council
- Miss Westmount School

### #inclusive

- Strive Programming
- Native Club
- Blackfoot Cultural Presentations
- Hockey 3 on 3 League
- Intramurals
- Cross-Grade Buddies
- House Leagues
- Community Involvement
- WESC
- Resource Team Process to Address Student Needs
- Choir
- Friday Open Playground
- Assemblies
- Pow Wow
- Cultural Awareness Week
- International Students
- Collaborative Drama Production

### #thinkingculture

- Developing foundational numeracy and literacy skills
- Literacy Success/Emerging Readers
- Critical & Creative Thinking Focus
- DIY Club
- Genius Hour
- Career and Technology Foundations
- Makerspace
- Siksika Cultural Presentations
- Collaborative Drama



## Alberta's students are successful.

Performance Measure	Results (in percentages)					Evaluation			Targets		
	2016	2017	2018	2019	2020	Achievement	Improvement	Overall	2021	2022	2023
Percentage of teachers, parents and students who are satisfied that students model the characteristics of active citizenship.	88.6	88.5	87.9	94.7	89.3	Very High	Maintained	Excellent	90.0	91.0	93.0

### Comment on Results:


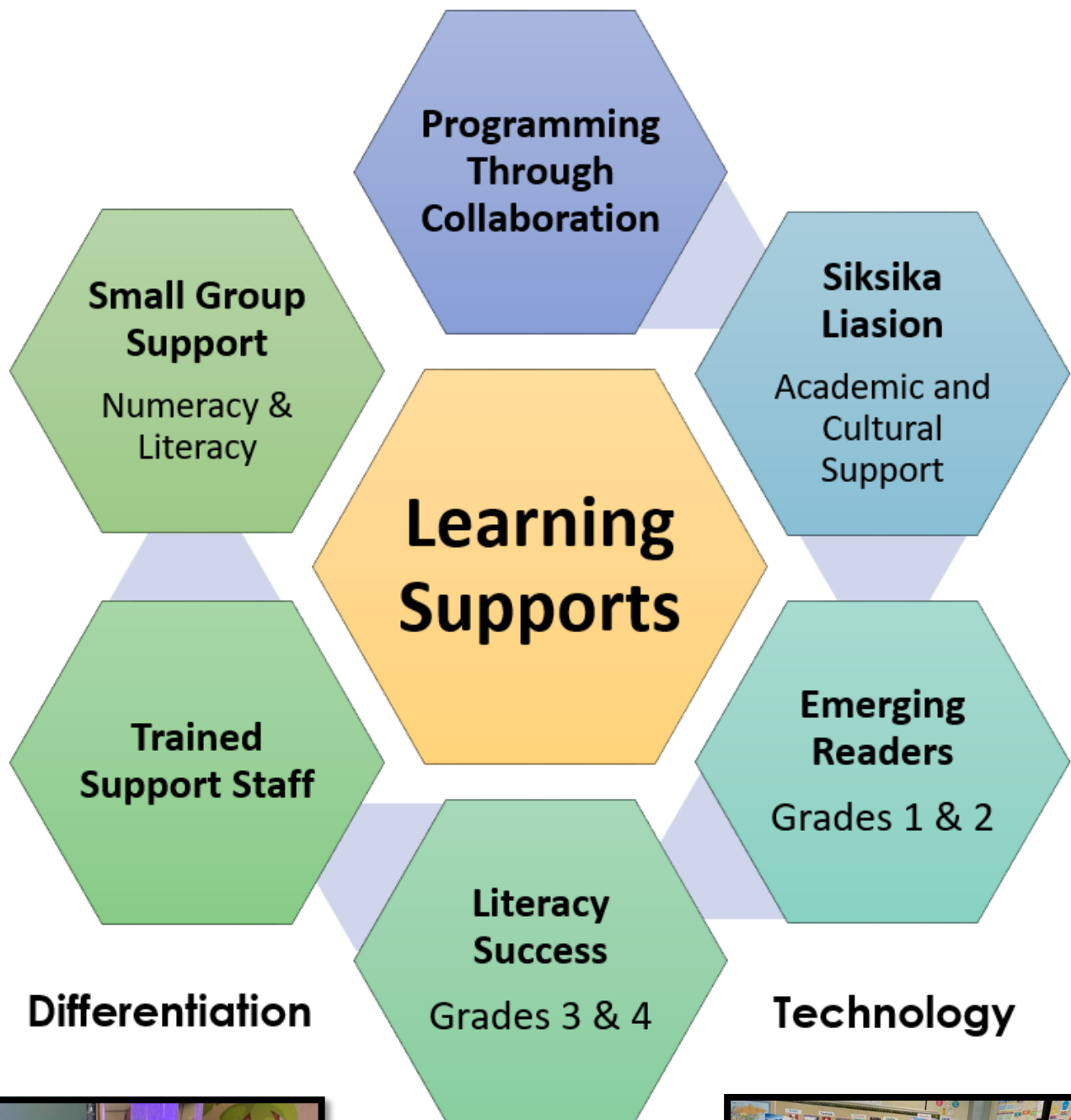
At Westmount School, we strive to provide opportunities for students to become engaged citizens with skills and attitudes that transfer beyond our school into the community. We continue to work with students and communicate these opportunities to families, which is evident in our results.

### Performance of Provincial Achievement Tests

#### Strategies:

- Connect teachers with professional development opportunities to ensure best practices when implementing programs and strategies to support student learning.
- Provide collaborative PLC time with grade level teaching partners to design lessons and assessments that increase thinking and lead to deeper student understanding.
- Provide students with a variety of ways to 'show what they know'.
- Access technology in meaningful ways to increase student achievement and engagement.
- Provide students with online supports such as speech to text or a reader through access to Read & Write for Google.
- Implement online portfolios such as Seesaw and Fresh Grade used to document and share learning as well as to ensure that students have an authentic audience – their families.
- Participate in division-wide focus groups that are topic or subject specific.
- Ensure appropriate and effective assessment of student learning.
- Access support from Instructional Coaches to implement differentiated strategies and assistive technology to ensure all students are successful in the classroom.
- With support from experts, collaboratively design learning opportunities that address areas of challenge as indicated by Provincial Achievement Test results.
  - Educational Resources:
    - K – 3: Taking Shape
    - Grades 4 – 6: Teaching Student-Centered Mathematics Grades 3 – 5









## Students Model the Characteristics of Active Citizenship

### Strategies:

- Identify competencies, attitudes and behaviours essential for success as an engaged citizen and communicate to families how these are taught through conversations, modelling and social media.
- Celebrate successes through assemblies, social media, phone calls and emails. Continue to 'tell our story' to each other, our families and the community.
- Our drama production is a cross-graded, whole school collaborative endeavour in which ALL of our staff and students will play key roles. Students will take on roles that mirror occupations such as set design, make up artists, costume design, marketing and advertising, media, sound, etc.
- Grade 6 Student Government, a group of elected Grade 6 students, is building skills of citizenship and volunteerism while becoming strong leaders in our school.
- Westmount Chief & Council and the Tribal Advisory Committee take on a leadership role with Matapiiks (Native Club).
- We focus on environmental stewardship. This is reflected in classroom activities, monthly assemblies and school-wide recycling initiatives.
- Purposefully help students and families understand the relationship between employment preparation and citizenship activities such as safety patrol, hall monitors, extra-curricular activities, service projects and volunteerism.
- Continue to engage in, support and promote (social media) Roots of Empathy Program and Junior Achievement.
- Grade 5 and 6 students host a Christmas Marketplace. Students design a business plan, create product and sell it to our school community. Funds raised are donated to organizations decided by students. In this way, our students get a taste of what it is like to be a businessperson.
- Continue to develop our virtue program around the school vision and mission and the core values of responsibility, respect, collaboration, empathy and perseverance.
- Circle of Excellence, which is held every second month and is a direct reflection of our motto 'Effort Today, Excellence Tomorrow', celebrates individual achievement with families.
- Makerspace, which occurs on Fridays in the library, provides students with the opportunity to explore an ever-changing assortment of activities that involve designing, building and creating.
- Clubs Encouraging Active Citizenship:
  - DIY Club, run by our librarian, has students and outside experts learning together. Topics are identified based on student interest.
  - Sign Language Club, run by a trained Educational Assistant, provides students with the opportunity to learn the basics of sign language. O' Canada is signed at all assemblies.
  - Kindness Club is a multi-grade club dedicated to spreading kindness. This is intentionally linked with our Family School Community Resource Worker to build citizenship skills in students.
  - Gardening Club is also a multi-grade club dedicated to learning about gardening and caring for our flower beds.





## First Nations, Métis, and Inuit students in Alberta are successful.

### Comment on Results:

We plan for continued positive academic shift in the academic success of our First Nations, Métis, and Inuit students through building relationships and providing educational and cultural support. This is an ongoing focus starting in early grades to build capacity in our First Nations, Métis, and Inuit students. Fostering relationships and celebrating successes allows us to build understanding and continue to grow and learn alongside our Siksika students and their community.

### Strategies:

- For the 2020 - 21 school year, we have a full-time Siksika liaison who works with students academically and culturally. This role is designed to provide our First Nations, Métis and Inuit students with ongoing support, positive relationships and strong connections to culture.
  - One goal we have set out for our Siksika liaison is to build relationships and connections that encourage cultural understanding and celebration among all of our students. With these relationships, we endeavour to foster self-confidence and further develop successful learners.
  - Westmount School strives to be inclusive in all that we do. All students participate in activities that promote Blackfoot culture.
- First Nations, Métis, and Inuit students have access to learning supports including Emerging Readers, Early Literacy and Numeracy and Family School Community Resource Program.
- Miss Westmount School represents Westmount School at Powwows throughout the year.
- Westmount School's Chief & Council takes a school leadership role alongside our Grade 6 Student Government.





## Alberta has excellent teachers, school leaders, and school authority leaders.

Performance Measure	Results (in percentages)					Evaluation			Targets		
	2016	2017	2018	2019	2020	Achievement	Improvement	Overall	2021	2022	2023
Percentage of teachers, parents and students satisfied with the opportunity for students to receive a broad program of studies including fine arts, career, technology, and health and physical education.	87.1	87.0	88.1	88.0	89.8	Very High	Maintained	Excellent	90.0	91.0	93.0

### Comment on Results:

At Westmount School, we strive to provide diverse and inclusive learning opportunities for students both inside and outside of the classroom. This allows all of our students to excel in all areas of their lives. We have dedicated music, hockey and physical education specialists who provide quality programming for all of our students. We place a high priority on having diverse programming that has a positive influence on all students regardless of academic ability.

### Strategies:

- Hockey for interested Grade 5 and 6 students
- Fine Arts opportunities for students – Christmas Concert & Drama Production.
- Continue to develop and celebrate our virtues program (core values)
- Through social media, our website, teacher weekly emails and newsletters, continue to 'tell our story' and celebrate the successes of our students and staff.
- Grade 6 Student Government and Chief & Council
- Provide opportunities for our students to explore citizenship and leadership during classroom activities
- Provide engaging and curricular related field trips.

### Extra-Curricular Programming:

- Collaborative Drama Production
- Westmount Run Club
- Intramurals
- Gardening Club
- Compost Club
- Kindness Club
- Kindergarten to Grade 4 Christmas Concert
- Hall Monitors
- Student Council
- School Safety Patrol
- DIY Club
- Choir
- Sign Language Club
- Grade 6 Volleyball and Basketball Teams







## Alberta's education system is well governed and managed.

Performance Measure	Results (in percentages)					Evaluation			Targets		
	2016	2017	2018	2019	2020	Achievement	Improvement	Overall	2021	2022	2023
Percentage of teacher, parent and student agreement that: students are safe at school, are learning the importance of caring for others, are learning respect for others and are treated fairly in school.	90.7	93.2	91.3	95.6	91.7	Very High	Maintained	Excellent	93.0	94.0	95.0
Percentage of teachers, parents and students satisfied with the overall quality of basic education.	95.0	97.2	91.7	94.1	95.3	Very High	Maintained	Excellent	96.0	96.5	97.0
Percentage of teachers and parents who agree that students are taught attitudes and behaviours that will make them successful at work when they finish school.	79.9	81.3	76.0	80.8	83.3	High	Maintained	Good	84.0	84.5	86.0
Percentage of teachers and parents satisfied with parental involvement in decisions about their child's education.	82.2	93.9	82.3	89.2	92.0	Very High	Maintained	Excellent	92.5	93.5	94.5
Percentage of teachers, parents and students indicating that their school and schools in their jurisdiction have improved or stayed the same the last three years.	88.5	96.7	87.8	89.7	91.9	Very High	Maintained	Excellent	92.5	93.0	94.0

### Comment on Results:

Intentional planning and budgeting provides us with multiple opportunities to build a safe and caring community for all of our students while maintaining high academic expectations. Staff recognize the value of building positive relationships with their students and work diligently at building and maintaining these relationships with students and their families. This dedication is reflected in our results and remains a high priority. We pride ourselves in open, honest and ongoing communication with families. Our focus is to provide families and teachers with authentic opportunities to have a voice in their child's education.






### Strategies:

- Westmount School has a virtues program that recognizes when students demonstrate our core values which are highlighted during each of our monthly assemblies. Health lessons connected to our virtues encourage students to grow from a 'Novice' to a 'Guru'.
- To ensure a positive learning environment for all students, we have a collaborative approach with students, families and staff. We are community focused.
- We continue to have all grade five students involved in the Roots of Empathy Program.
- Buddy connections between classes create learning opportunities and promote awareness and empathy for all ages.
- Teachers access support from Instructional Coaches to implement differentiation strategies and assistive technology to ensure all students are successful in the classroom.
- Our Strive program is designed to meet the diverse needs of our learners while also being inclusive. Students work on individualized goals independently, in small groups and within classroom settings. Inclusion is the ultimate goal for all our students.
- Our Resource Team meets weekly to explore opportunities and supports needed for students to reach their full potential. This is a highly collaborative approach and relies on the strengths of all staff and school partners.
- Continue to communicate with families and the community about Westmount School, upcoming events and its students' accomplishments. This is done through our website, social media, weekly emails from teachers and our bi-monthly school newsletter.
- Most classrooms use Seesaw or Fresh Grade (online portfolios) to encourage and allow students to share their learning with an authentic audience (their families).
- We "Tell our Story" and celebrate successes through social media (Facebook and Instagram) ensuring that what we do connects to our vision and mission.
- Teaching staff are always a part of the decision-making process regarding programs and options available at Westmount School. These decisions take place during monthly staff meetings and at our yearly planning session in May.

To ensure that families engage with our school, we aim to offer multiple opportunities for them to provide input and hear directly from administration and teaching staff. This is done through the following strategies:

- Encourage parental input in regards to their child's Individual Program Plan.
- Foster the positive relationship we have with our School Council.
- Improve our school newsletter ~ interesting, informative, easy to read
- Our student government enables our student population to maintain a direct line of communication to the school administration. This is vital in maintaining a positive school culture.
- Continue to employ a collaborative decision-making model.





## Appendix

### CITIZENSHIP – MEASURE DETAILS

Percentage of teachers, parents and students who are satisfied that students model the characteristics of active citizenship.

	School					Authority					Province				
	2016	2017	2018	2019	2020	2016	2017	2018	2019	2020	2016	2017	2018	2019	2020
Overall	88.6	88.5	87.9	94.7	89.3	84.0	86.0	85.6	84.8	83.3	83.9	83.7	83.0	82.9	83.3
Teacher	97.9	98.6	97.2	100.0	100.0	94.5	96.3	96.7	95.6	94.9	94.5	94.0	93.4	93.2	93.6
Parent	92.0	86.4	82.8	91.8	78.0	80.1	82.8	82.1	82.9	79.0	82.9	82.7	81.7	81.9	82.4
Student	76.0	80.5	83.7	92.4	90.0	77.4	78.9	77.9	75.9	76.1	74.5	74.4	73.9	73.5	73.8

### WORK PREPARATION – MEASURE DETAILS

Percentage of teachers and parents who agree that students are taught attitudes and behaviours that will make them successful at work when they finish school.

	School					Authority					Province				
	2016	2017	2018	2019	2020	2016	2017	2018	2019	2020	2016	2017	2018	2019	2020
Overall	79.9	81.3	76.0	80.8	83.3	85.5	82.3	85.1	86.0	86.0	82.6	82.7	82.4	83.0	84.1
Teacher	93.1	92.6	93.1	100.0	100.0	94.4	92.2	94.0	95.7	99.3	90.5	90.4	90.3	90.8	92.2
Parent	66.7	70.0	58.8	61.5	66.7	76.6	72.5	76.3	76.4	72.6	74.8	75.1	74.6	75.2	76.0

### LIFELONG LEARNING – MEASURE DETAILS

Percentage of teacher and parent satisfaction that students demonstrate the knowledge, skills and attitudes necessary for lifelong learning.

	School					Authority					Province				
	2016	2017	2018	2019	2020	2016	2017	2018	2019	2020	2016	2017	2018	2019	2020
Overall	69.5	61.3	56.8	78.9	64.7	74.6	75.1	73.6	74.2	74.0	70.7	71.0	70.9	71.4	72.6
Teacher	73.7	62.5	66.7	100.0	73.2	82.2	81.6	83.2	84.1	84.5	77.3	77.3	77.8	78.8	80.6
Parent	65.2	60.0	46.9	57.9	56.3	67.1	68.5	64.1	64.3	63.5	64.2	64.8	64.0	64.0	64.6

### PROGRAM OF STUDIES

Percentage of teachers, parents and students satisfied with the opportunity for students to receive a broad program of studies including fine arts, career, technology, and health and physical education.

	School					Authority					Province				
	2016	2017	2018	2019	2020	2016	2017	2018	2019	2020	2016	2017	2018	2019	2020
Overall	87.1	87.0	88.1	88.0	89.8	79.6	81.1	79.0	81.0	81.2	81.9	81.9	81.8	82.2	82.4
Teacher	87.8	91.8	91.7	90.7	92.8	84.5	87.8	88.0	85.7	89.7	88.1	88.0	88.4	89.1	89.3
Parent	86.4	82.3	84.6	85.2	86.8	77.3	77.7	76.0	79.2	75.4	80.1	80.1	79.9	80.1	80.1
Student	n/a	n/a	n/a	n/a	n/a	77.1	77.7	73.1	78.2	78.4	77.5	77.7	77.2	77.4	77.8



## PARENTAL INVOLVEMENT

Percentage of teachers and parents satisfied with parental involvement in decisions about their child's education.

	School					Authority					Province				
	2016	2017	2018	2019	2020	2016	2017	2018	2019	2020	2016	2017	2018	2019	2020
Overall	82.2	93.9	82.3	89.2	92.0	80.3	84.4	81.6	82.5	80.5	80.9	81.2	81.2	81.3	81.8
Teacher	93.1	94.4	96.5	100.0	94.7	87.8	91.5	90.0	92.1	90.2	88.4	88.5	88.9	89.0	89.6
Parent	71.2	93.3	68.0	78.4	89.4	72.8	77.3	73.1	72.8	70.7	73.5	73.9	73.4	73.6	73.9

## EDUCATION QUALITY

Percentage of teachers, parents and students satisfied with the overall quality of basic education.

	School					Authority					Province				
	2016	2017	2018	2019	2020	2016	2017	2018	2019	2020	2016	2017	2018	2019	2020
Overall	95.0	97.2	91.7	94.1	95.3	92.1	92.4	92.0	92.1	91.4	90.1	90.1	90.0	90.2	90.3
Teacher	100.0	99.4	98.8	100.0	99.3	98.0	98.3	97.8	98.1	97.8	96.0	95.9	95.8	96.1	96.4
Parent	87.8	94.4	79.5	83.1	88.3	87.9	88.4	87.8	88.7	86.6	86.1	86.4	86.0	86.4	86.7
Student	97.3	97.7	96.7	99.2	98.2	90.5	90.5	90.3	89.6	89.8	88.0	88.1	88.2	88.1	87.8





## SAFE AND CARING

Percentage of teacher, parent and student agreement that: students are safe at school, are learning the importance of caring for others, are learning respect for others and are treated fairly in school.

	School					Authority					Province				
	2016	2017	2018	2019	2020	2016	2017	2018	2019	2020	2016	2017	2018	2019	2020
Overall	90.7	93.2	91.3	95.6	91.7	90.9	91.2	90.6	90.6	90.0	89.5	89.5	89.0	89.0	89.4
Teacher	95.1	97.2	95.2	98.3	96.5	96.7	96.9	97.5	96.8	96.9	95.4	95.3	95.0	95.1	95.3
Parent	90.7	95.0	88.8	95.9	89.8	89.2	90.3	89.8	91.5	87.7	89.8	89.9	89.4	89.7	90.2
Student	86.2	87.3	89.9	92.5	88.7	86.8	86.5	84.6	83.6	85.5	83.4	83.3	82.5	82.3	82.6

## SCHOOL IMPROVEMENT

Percentage of teachers, parents and students indicating that their school and schools in their jurisdiction have improved or stayed the same the last three years.

	School					Authority					Province				
	2016	2017	2018	2019	2020	2016	2017	2018	2019	2020	2016	2017	2018	2019	2020
Overall	88.5	96.7	87.8	89.7	91.9	86.3	88.0	83.0	84.7	84.3	81.2	81.4	80.3	81.0	81.5
Teacher	89.7	93.1	96.6	83.3	95.7	90.3	88.5	86.2	85.5	90.1	82.3	82.2	81.5	83.4	85.0
Parent	80.0	100.0	75.0	85.7	80.0	81.7	88.5	79.3	84.0	77.5	79.7	80.8	79.3	80.3	80.0
Student	95.9	97.0	91.9	100.0	100.0	86.8	86.9	83.4	84.4	85.4	81.5	81.1	80.2	79.4	79.6





